









Another way
Another way
Another way



PRO ENGINE M1050

ProE-M1050 MODULAR POWER SUPPLY

-  M/B-20+4PINS
-  8PINS PROCESSOR CONNECTOR
-  4PINS PROCESSOR CONNECTOR
-  PCI-EXPRESS-6 + 2 PINS
-  PCI-EXPRESS-6 PINS
-  SATA-15PINS
-  PERIPHERAL-4PINS
-  FDD-4PINS

HIGH-END NICKEL-BLACK COATING SURFACE



- MODULAR DESIGN** Modularized Cable design for easy cable management and improved airflow inside the case
- PFC** Environmental friendly technology reduces the loss of electricity and save your money on facility bill and High Efficiency.
- ATX 12V EPS 12V** Supports ATX 12V 2.3 version and EPS 12V 2.92 version.
- 140MM FAN** Two balls Optimized Silent Design 140mm Fan maximizes the airflow and minimizes the noise.
- HIGH-END COMPONENTS** Active PFC, Quad +12V Rails with Primary Japanese Capacitor. Design supports all High-End Multi-Core GPU graphic cards.

- 20+4 CONNECTOR** ATX 20+4 pin connector support Intel and AMD processors based systems.
- SATA** 8x SATA Power connectors for Serial ATA HDD and Drive connection.
- PCI-E** Dedicated PCI-Express VGA Connector with RECOM Gaming Green for high performance interface VGA Card Extended Power.
- HIGH-END SURFACE** Nickel Black coated shell providing the high-end effect which making it the best choice for Gamer & Enthusiast PC users.
- CABLE SLEEVED** All output cables are sleeved for a better cable management and improved air circulation inside the computer case.